

Signify Classified - Internal  
Cooper Lighting Solutions Photometric Lab  
1121 Highway 74 South  
Peachtree City, GA 30269



Scaled data based on original data using  
LM-79-08 Approved Method: Electrical and Photometric Measurements of Solid-  
State Lighting Products

Test Report Prepared for  
Cooper Lighting Solutions  
(formerly Eaton)

Brand: McGRAW-EDISON

Report Number: P833920

Luminaire Tested: **TTN-D3-740-U-MQ-CG-UPL1**

Issue Date: 5/15/2024

**Test Information**

Test Method: LM-79-08  
Report Number: P833920  
REPORT IS FROM IESNA LM-79-08 TEST DATA - UPLIGHT (G3-2308-121-4) AND  
Test Lab: INNOVATION CENTER  
Issue Date: 5/15/2024  
Manufacturer: COOPER LIGHTING SOLUTIONS (FORMERLY EATON)  
Product Line: MCGRAW-EDISON  
Catalog Number: TTN-D3-740-U-MQ-CG-UPL1  
Description: TOPTIER NANO LED PARKING GARAGE LUMINAIRE WITH UPLIGHT  
4000K, 70 CRI LEDS AND MEDIUM DISTRIBUTION WITH CLEAR GLASS  
Light Source: -  
Ballast/Driver: -

**Summary**

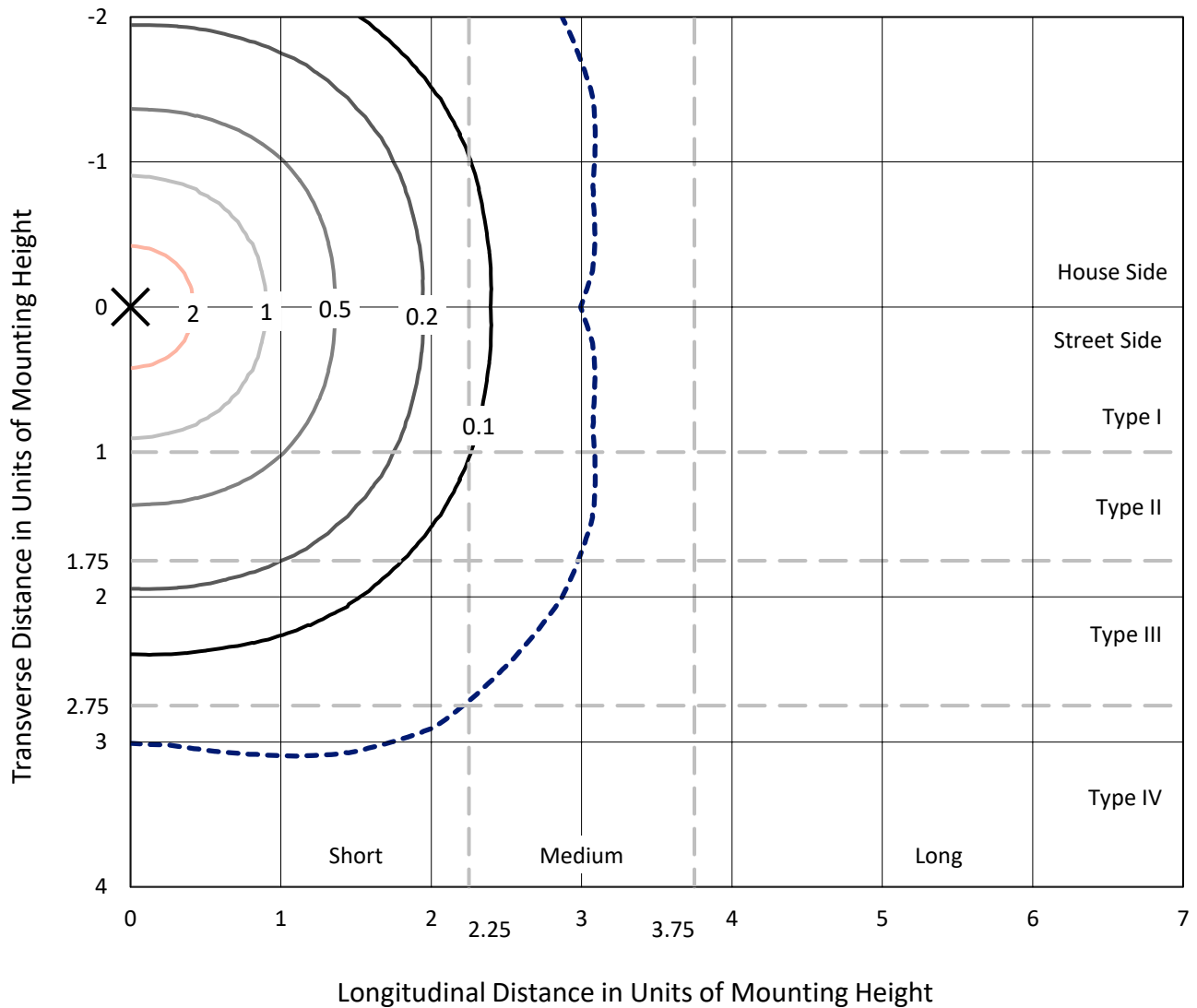
Lumens per Lamp: N/A  
Luminaire Lumens: 7456.9 lumens  
Efficiency: N/A  
Efficacy: 120.7 lumens/watt  
Luminous Opening: Vertical Cylinder (Dia: 0.71' x H: 0.1')  
IES Classification: Type V - Short  
BUG Rating: B3 - U3 - G1  
  
Input Watts (W): 61.8  
Input Voltage (V): NR  
Input Current (Ain): NR  
Voltage Rise (V): NR  
Power Factor: NR  
Total Harmonic Distortion (THDi): NR  
Frequency (hertz): 60  
Stabilization Time: NR  
Operation Time: NR  
Ambient Temperature (°C): NR  
Test Distance: 24 FT



REPORT NUMBER: P833920  
 CATALOG NUMBER: TTN-D3-740-U-MQ-CG-UPL1

### Iso-Footcandle Lines of Horizontal Illumination

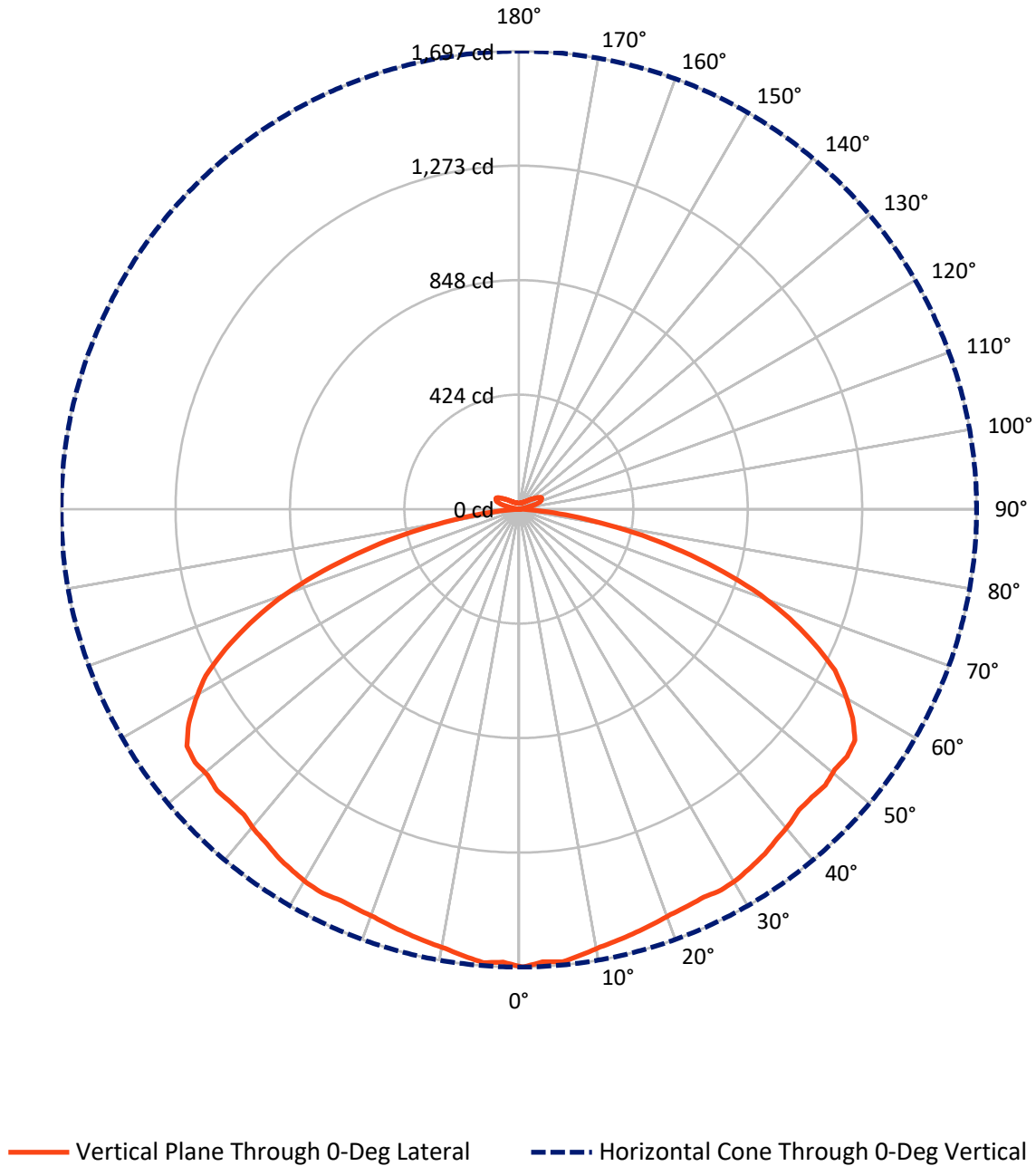
✕ Max cd  
 - - - 1/2 Max cd



Based on 25 foot mounting height. Maximum calculated value = 2.7 fc  
 Type V - Short - N/A

REPORT NUMBER: P833920  
CATALOG NUMBER: TTN-D3-740-U-MQ-CG-UPL1

### Luminous Intensity Polar Plot



REPORT NUMBER: P833920  
 CATALOG NUMBER: TTN-D3-740-U-MQ-CG-UPL1

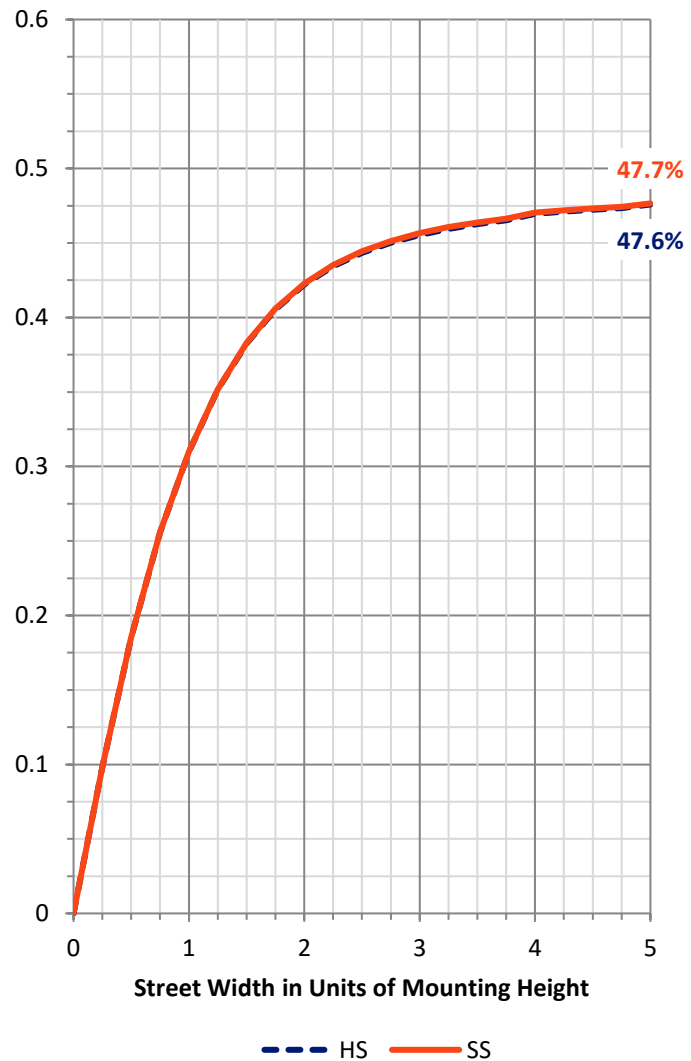
**FLUX DISTRIBUTION:**

		Downward	Upward	Total
<b>House Side</b>	Lumens	3566.7	161.7	3728.4
	% Fixture	47.8	2.2	50.0
<b>Street Side</b>	Lumens	3566.7	161.7	3728.4
	% Fixture	47.8	2.2	50.0
<b>Total</b>	Lumens	7133.4	323.4	7456.9
	% Fixture	95.7	4.3	100.0

**Coefficient of Utilization**

**ZONAL LUMENS:**

Zone	Lumens	% Fixture
0°-10°	159.4	2.1
10°-20°	461.0	6.2
20°-30°	741.6	9.9
30°-40°	990.7	13.3
40°-50°	1203.7	16.1
50°-60°	1398.6	18.8
60°-70°	1290.3	17.3
70°-80°	755.4	10.1
80°-90°	132.8	1.8
90°-100°	7.2	0.1
100°-110°	73.4	1.0
110°-120°	107.3	1.4
120°-130°	62.3	0.8
130°-140°	33.0	0.4
140°-150°	19.6	0.3
150°-160°	12.1	0.2
160°-170°	6.6	0.1
170°-180°	2.1	0.0
0°-90°	7133.4	95.7
0°-180°	7456.9	100.0

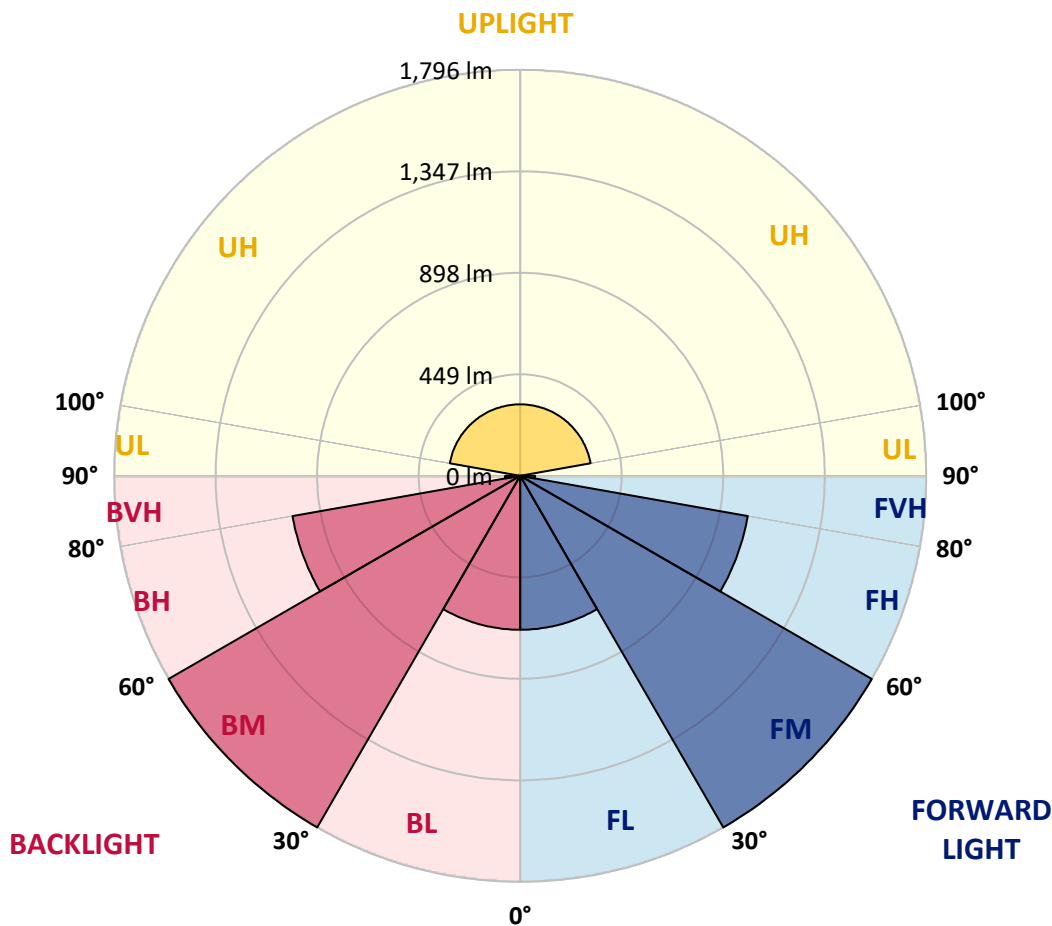


REPORT NUMBER: P833920  
 CATALOG NUMBER: TTN-D3-740-U-MQ-CG-UPL1

**LUMINAIRE CLASSIFICATION SYSTEM LUMEN TABLE AND BUG RATING:**

Zone	Lumens	% Fixture	Zone Rating/Lumen Limit		
			B	U	G
FL (0°-30°)	681.0	9.1			
FM (30°-60°)	1796.5	24.1			
FH (60°-80°)	1022.8	13.7			G1/1800
FVH (80°-90°)	66.4	0.9			G1/100
BL (0°-30°)	681.0	9.1	B2/1000		
BM (30°-60°)	1796.5	24.1	B2/2500		
BH (60°-80°)	1022.8	13.7	B3/2500		G1/1800
BVH (80°-90°)	66.4	0.9			G1/100
UL (90°-100°)	7.2	0.1		U1/10	
UH (100°-180°)	316.2	4.2		U3/500	

**BUG Rating: B3-U3-G1**  
 Type V Short





REPORT NUMBER: P833920

CATALOG NUMBER: TTN-D3-740-U-MQ-CG-UPL1

**CANDELA DISTRIBUTION (FULL):**

	0°	5°	15°	25°	35°	45°	55°	65°	75°	85°	90°
0°	1696.9	1696.9	1696.9	1696.9	1696.9	1696.9	1696.9	1696.9	1696.9	1696.9	1696.9
2.5°	1679.6	1685.3	1679.6	1679.6	1679.6	1679.6	1679.6	1679.6	1679.6	1679.6	1685.3
5°	1685.3	1685.3	1685.3	1685.3	1679.6	1679.6	1679.6	1679.6	1679.6	1685.3	1685.3
7.5°	1668.0	1668.0	1668.0	1668.0	1668.0	1662.2	1668.0	1668.0	1668.0	1668.0	1668.0
10°	1650.6	1650.6	1650.6	1650.6	1650.6	1650.6	1650.6	1650.6	1650.6	1650.6	1650.6
12.5°	1639.0	1639.0	1639.0	1639.0	1639.0	1639.0	1639.0	1639.0	1639.0	1633.2	1633.2
15°	1627.4	1627.4	1627.4	1627.4	1633.2	1633.2	1627.4	1627.4	1627.4	1627.4	1627.4
17.5°	1615.8	1615.8	1615.8	1615.8	1621.6	1621.6	1621.6	1615.8	1615.8	1615.8	1615.8
20°	1604.3	1604.3	1604.3	1604.3	1610.1	1610.1	1610.1	1610.1	1610.1	1604.3	1604.3
22.5°	1598.5	1598.5	1598.5	1598.5	1604.3	1604.3	1604.3	1604.3	1598.5	1598.5	1598.5
25°	1592.7	1598.5	1598.5	1598.5	1604.3	1610.1	1610.1	1604.3	1598.5	1592.7	1592.7
27.5°	1598.5	1598.5	1598.5	1604.3	1604.3	1610.1	1610.1	1604.3	1598.5	1598.5	1598.5
30°	1592.7	1592.7	1592.7	1598.5	1604.3	1610.1	1604.3	1604.3	1598.5	1592.7	1592.7
32.5°	1581.1	1581.1	1586.9	1592.7	1598.5	1598.5	1598.5	1592.7	1586.9	1581.1	1581.1
35°	1569.5	1569.5	1569.5	1575.3	1586.9	1586.9	1586.9	1581.1	1575.3	1569.5	1563.7
37.5°	1552.1	1557.9	1557.9	1569.5	1575.3	1581.1	1575.3	1569.5	1557.9	1552.1	1552.1
40°	1540.6	1540.6	1546.3	1557.9	1569.5	1569.5	1563.7	1557.9	1546.3	1540.6	1540.6
42.5°	1523.2	1523.2	1534.8	1546.3	1563.7	1563.7	1557.9	1546.3	1534.8	1523.2	1523.2
45°	1523.2	1523.2	1534.8	1557.9	1569.5	1581.1	1569.5	1557.9	1534.8	1523.2	1517.4
47.5°	1529.0	1529.0	1540.6	1569.5	1592.7	1604.3	1586.9	1563.7	1540.6	1529.0	1523.2
50°	1517.4	1523.2	1546.3	1575.3	1604.3	1610.1	1604.3	1569.5	1546.3	1517.4	1517.4
52.5°	1523.2	1523.2	1552.1	1598.5	1627.4	1639.0	1627.4	1598.5	1546.3	1517.4	1517.4
55°	1511.6	1505.8	1546.3	1598.5	1644.8	1668.0	1644.8	1598.5	1540.6	1505.8	1500.0
57.5°	1459.5	1459.5	1511.6	1563.7	1621.6	1633.2	1615.8	1563.7	1505.8	1459.5	1447.9
60°	1390.0	1395.8	1447.9	1505.8	1557.9	1563.7	1552.1	1505.8	1447.9	1395.8	1378.4
62.5°	1314.7	1326.3	1378.4	1436.3	1500.0	1511.6	1494.2	1436.3	1366.8	1332.1	1303.1
65°	1204.6	1222.0	1279.9	1343.6	1413.1	1407.3	1407.3	1337.9	1285.7	1227.8	1198.9
67.5°	1083.0	1100.4	1140.9	1227.8	1285.7	1279.9	1274.1	1227.8	1140.9	1100.4	1083.0
70°	949.8	961.4	1001.9	1088.8	1140.9	1146.7	1129.4	1083.0	1001.9	973.0	944.0
72.5°	793.4	799.2	857.2	926.6	978.8	973.0	967.2	926.6	851.4	822.4	787.7
75°	625.5	631.3	683.4	747.1	787.7	781.9	776.1	747.1	683.4	648.7	619.7
77.5°	469.1	463.3	515.4	561.8	584.9	590.7	579.2	556.0	509.7	480.7	463.3
80°	307.0	301.2	347.5	382.2	399.6	399.6	393.8	376.5	341.7	318.5	307.0
82.5°	173.7	168.0	196.9	220.1	237.5	231.7	225.9	214.3	196.9	179.5	168.0
85°	63.7	63.7	81.1	92.7	104.2	104.2	98.5	92.7	75.3	69.5	63.7
87.5°	5.8	5.8	11.6	17.4	17.4	17.4	11.6	11.6	5.8	5.8	5.8
90°	2.8	2.8	3.3	3.3	3.3	3.3	3.3	3.3	3.3	2.8	2.8
92.5°	2.8	2.8	2.8	3.9	4.4	3.9	4.4	3.3	3.3	2.8	2.8
95°	3.3	3.3	3.9	5.0	6.1	6.6	6.6	3.9	3.9	3.3	3.3
97.5°	4.4	5.0	5.0	6.1	10.0	18.3	11.1	5.5	5.5	5.0	4.4
100°	7.2	7.7	7.7	13.8	29.3	39.3	28.2	14.4	10.5	7.7	7.7
102.5°	23.2	24.3	29.9	44.8	66.4	60.3	50.9	48.1	33.2	26.6	25.5
105°	59.2	58.7	63.1	74.7	93.0	91.3	84.1	76.4	65.8	60.9	60.9
107.5°	78.0	78.0	81.9	91.9	105.7	123.4	125.1	99.0	86.9	81.3	80.8
110°	88.0	88.0	91.3	99.6	117.9	142.8	141.6	122.3	107.3	100.2	99.0



REPORT NUMBER: P833920  
 CATALOG NUMBER: TTN-D3-740-U-MQ-CG-UPL1

**CANDELA DISTRIBUTION (continued):**

	0°	5°	15°	25°	35°	45°	55°	65°	75°	85°	90°
112.5°	90.2	90.7	95.2	107.9	127.8	138.9	133.9	126.2	119.5	114.0	112.9
115°	93.5	93.5	98.5	110.7	121.7	126.2	120.6	114.5	110.1	107.9	109.0
117.5°	92.4	94.1	95.2	101.8	109.0	112.3	109.6	101.3	97.9	96.8	95.2
120°	85.8	85.8	86.9	90.2	94.1	95.7	94.6	89.1	86.3	85.8	84.7
122.5°	76.4	76.9	76.4	78.0	80.8	82.4	81.3	76.9	75.8	75.8	74.7
125°	67.0	67.0	66.4	67.5	69.2	68.6	69.2	67.0	66.4	66.4	65.8
127.5°	60.3	59.8	58.7	59.2	59.8	59.8	60.3	58.1	58.7	59.2	58.7
130°	53.7	53.7	52.6	52.6	52.6	51.5	52.6	51.5	52.0	52.6	53.1
132.5°	47.6	47.6	45.9	45.4	45.4	45.4	45.9	45.4	46.5	47.6	47.6
135°	42.6	42.6	40.9	41.5	41.5	40.9	41.5	40.9	42.1	42.6	42.6
137.5°	38.7	38.7	37.6	37.6	37.6	37.1	37.6	37.6	38.2	39.3	39.8
140°	35.4	35.4	34.9	34.9	34.3	34.9	34.9	34.9	35.4	36.0	36.0
142.5°	33.8	33.2	32.6	32.1	32.6	32.6	32.6	32.1	32.6	33.8	33.8
145°	31.0	31.0	30.4	30.4	30.4	31.0	30.4	30.4	31.0	31.0	31.5
147.5°	29.3	29.3	28.8	29.3	29.3	29.3	29.3	28.8	29.3	29.3	29.9
150°	28.8	28.2	27.7	28.2	28.2	27.7	27.7	27.7	27.7	28.2	28.2
152.5°	27.1	27.1	26.6	27.1	26.6	26.6	26.6	26.6	26.6	27.1	27.7
155°	26.0	26.0	25.5	26.0	26.0	26.0	26.0	26.0	26.0	26.0	26.0
157.5°	24.9	25.5	24.9	24.9	24.9	24.9	24.9	24.9	24.9	25.5	25.5
160°	24.3	24.3	24.3	24.3	23.8	23.8	23.8	24.3	24.3	24.3	24.9
162.5°	23.8	23.8	23.8	23.8	23.2	23.2	23.2	23.2	23.8	23.8	24.3
165°	23.8	23.2	23.2	23.2	22.7	22.7	22.7	22.7	23.2	23.8	23.2
167.5°	22.7	22.7	22.7	22.7	22.7	22.1	22.1	22.7	22.7	22.7	23.2
170°	22.7	22.7	22.1	22.1	22.1	22.1	22.1	22.1	22.1	22.1	22.7
172.5°	22.7	22.7	22.7	22.7	22.1	22.1	22.1	22.1	22.1	22.7	22.7
175°	22.7	22.7	22.7	22.7	22.1	22.1	22.1	22.7	22.7	22.7	22.1
177.5°	22.7	22.7	22.7	22.7	22.1	22.7	22.7	22.7	22.7	22.7	22.7
180°	22.7	22.7	22.7	22.7	22.7	22.7	22.7	22.7	22.7	22.7	22.7



Cooper Lighting Solutions Photometric Lab  
1121 Highway 74 South  
Peachtree City, GA 30269



LM-79-2019: Approved Method: Electrical and Photometric Measurements of Solid-State Lighting Products

Report Prepared for

Cooper Lighting Solutions

MCGRAW EDISON

Report Number: SP1-2411-284-2

Test Date: 11/20/2024

Luminaire Tested: TTN-D0-740-U-WQ

Data in this report applies to TT and TTN families of products

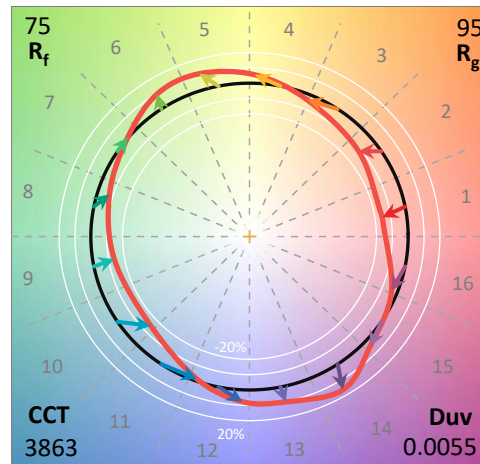
**Test Information**

Test Method: LM-79-2019  
 Report Number: SP1-2411-284-2  
 Test Lab: COOPER LIGHTING SOLUTIONS  
 Photometer: SP1 - 76IN SPHERE  
 Measurement Geometry: 4π  
 Issue Date: 11/20/2024  
 Manufacturer: COOPER LIGHTING SOLUTIONS  
 Product Line: MCGRAW EDISON  
 Catalog Number: **TTN-D0-740-U-WQ**  
 Description: TOPTIER NANO LED PARKING GARAGE LUMINAIRE. 4000K, 70 CRI LEDS AND WIDE DISTRIBUTION

**Spectral Parameters**

CCT (K): 3863  
 CIE u': 0.2247  
 CIE v': 0.5111  
 Duv: 0.0055  
 CIE x: 0.3911  
 CIE y: 0.3954  
 CIE z: 0.2136  
 Peak Wavelength (nm): 448  
 Dominant Wavelength (nm): 577  
 Purity: 36.03443  
 Rf: 74.7  
 Rg: 95.4

CRI (Ra):	71.9		
R1:	69.4	R9:	-23.5
R2:	76.9	R10:	45.4
R3:	83.3	R11:	68.7
R4:	72.7	R12:	38.7
R5:	68.4	R13:	70.0
R6:	67.5	R14:	90.3
R7:	82.0	R15:	62.1
R8:	55.3		



**Test Conditions**

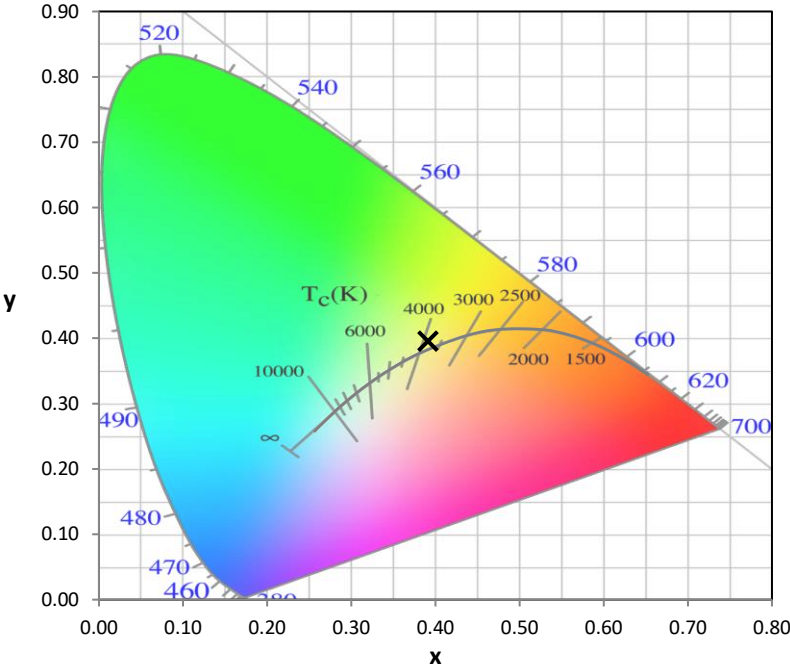
Stabilization Time: 37M  
 Operation Time: 1H 37M  
 Sphere Temperature (°C): 25.0

REPORT NUMBER: SP1-2411-284-2

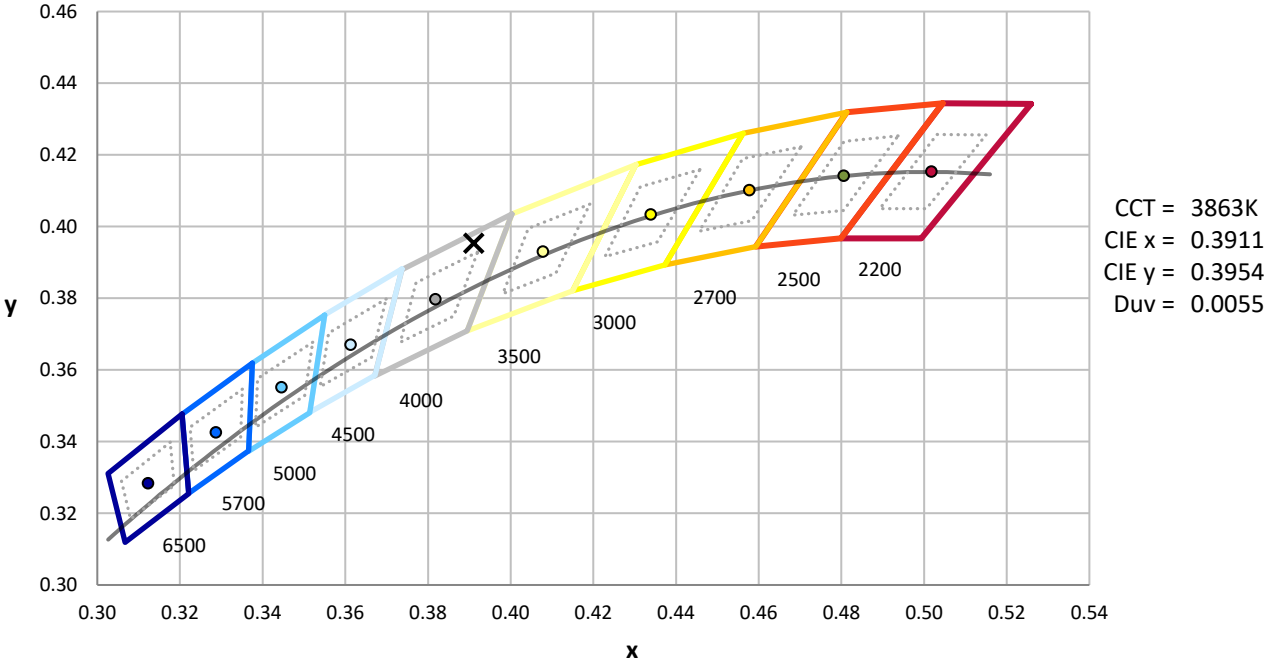
Measurement and Test Equipment			
Instrument	Identification Number	Calibration Date	Calibration Due Date
Photometer	IN0058	6/18/2024	12/18/2024
Power Meter	INXT2011004	2/8/2024	2/8/2025
AC Power Source	IN0063	10/22/2024	10/22/2025
DC Power Source	IN0208	10/22/2024	10/22/2025
Sphere Thermometer	IN0085	10/22/2024	10/22/2025
Room Thermometer	IN0046	10/22/2024	10/22/2025

REPORT NUMBER: SP1-2411-284-2

CIE 1931 Chromaticity Diagram



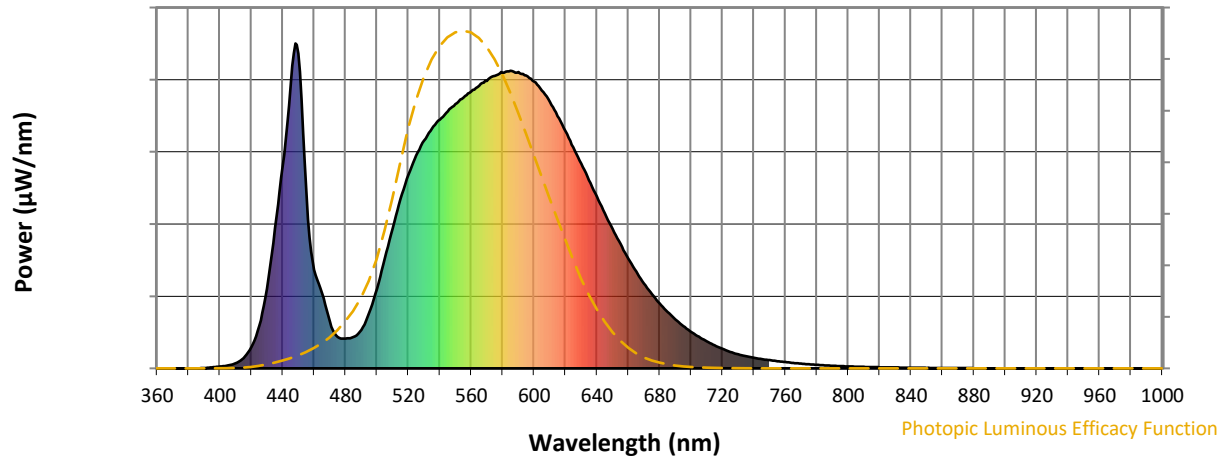
CIE 1931 Chromaticity Diagram with 2017 ANSI 7-Step and 4-Step Quadrangles



Point lies inside the ANSI 4000K 7-step quadrangle

REPORT NUMBER: SP1-2411-284-2

**Photopic Flux vs. Wavelength**

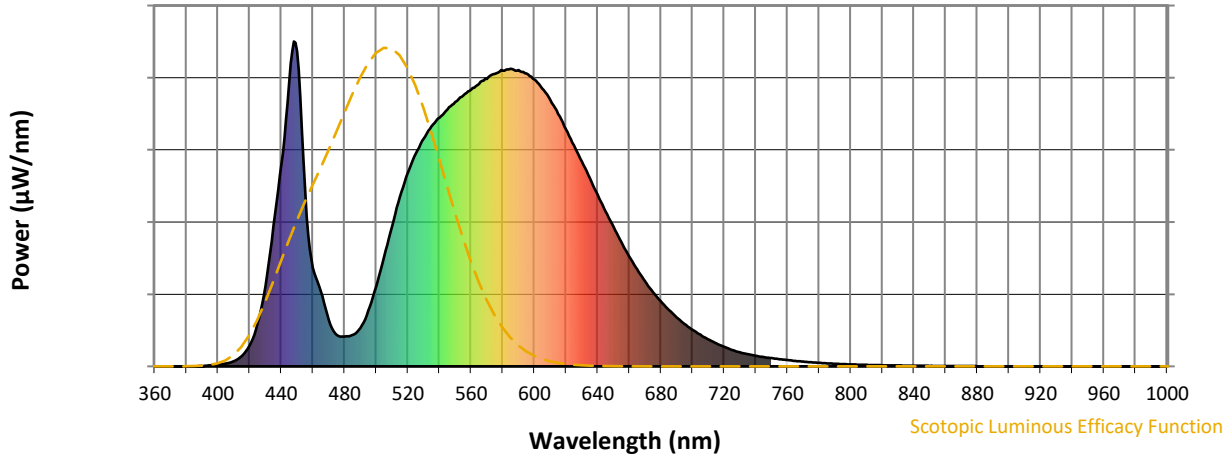


**Photopic Lumens: NR**

λ (nm)	Power W <sup>^</sup> /nm	Lumens (φ/nm)	λ (nm)	Power W <sup>^</sup> /nm	Lumens (φ/nm)	λ (nm)	Power W <sup>^</sup> /nm	Lumens (φ/nm)	λ (nm)	Power W <sup>^</sup> /nm	Lumens (φ/nm)	λ (nm)	Power W <sup>^</sup> /nm	Lumens (φ/nm)
360	0	NR	490	118	NR	620	730	NR	750	25	NR	880	1	NR
365	0	NR	495	170	NR	625	680	NR	755	22	NR	885	0	NR
370	0	NR	500	245	NR	630	630	NR	760	19	NR	890	0	NR
375	0	NR	505	338	NR	635	579	NR	765	17	NR	895	0	NR
380	0	NR	510	431	NR	640	529	NR	770	14	NR	900	0	NR
385	0	NR	515	521	NR	645	477	NR	775	13	NR	905	0	NR
390	1	NR	520	596	NR	650	429	NR	780	11	NR	910	0	NR
395	3	NR	525	655	NR	655	383	NR	785	9	NR	915	0	NR
400	6	NR	530	701	NR	660	338	NR	790	8	NR	920	0	NR
405	9	NR	535	739	NR	665	298	NR	795	7	NR	925	0	NR
410	16	NR	540	766	NR	670	261	NR	800	6	NR	930	0	NR
415	32	NR	545	791	NR	675	228	NR	805	5	NR	935	0	NR
420	65	NR	550	813	NR	680	200	NR	810	5	NR	940	0	NR
425	131	NR	555	833	NR	685	173	NR	815	4	NR	945	0	NR
430	245	NR	560	852	NR	690	151	NR	820	3	NR	950	0	NR
435	432	NR	565	870	NR	695	130	NR	825	3	NR	955	0	NR
440	622	NR	570	885	NR	700	112	NR	830	3	NR	960	0	NR
445	870	NR	575	900	NR	705	97	NR	835	2	NR	965	0	NR
450	969	NR	580	911	NR	710	83	NR	840	2	NR	970	0	NR
455	544	NR	585	916	NR	715	71	NR	845	2	NR	975	0	NR
460	304	NR	590	912	NR	720	60	NR	850	1	NR	980	0	NR
465	231	NR	595	901	NR	725	51	NR	855	1	NR	985	0	NR
470	142	NR	600	882	NR	730	43	NR	860	1	NR	990	0	NR
475	96	NR	605	855	NR	735	37	NR	865	1	NR	995	0	NR
480	92	NR	610	820	NR	740	32	NR	870	1	NR	1000	0	NR
485	96	NR	615	776	NR	745	29	NR	875	1	NR			

REPORT NUMBER: SP1-2411-284-2

Scotopic Flux vs. Wavelength



Scotopic Lumens: NR

S/P: 1.45

λ (nm)	Power W <sup>^</sup> /nm	Lumens (φ/nm)	λ (nm)	Power W <sup>^</sup> /nm	Lumens (φ/nm)	λ (nm)	Power W <sup>^</sup> /nm	Lumens (φ/nm)	λ (nm)	Power W <sup>^</sup> /nm	Lumens (φ/nm)	λ (nm)	Power W <sup>^</sup> /nm	Lumens (φ/nm)
360	0	NR	490	118	NR	620	730	NR	750	25	NR	880	1	NR
365	0	NR	495	170	NR	625	680	NR	755	22	NR	885	0	NR
370	0	NR	500	245	NR	630	630	NR	760	19	NR	890	0	NR
375	0	NR	505	338	NR	635	579	NR	765	17	NR	895	0	NR
380	0	NR	510	431	NR	640	529	NR	770	14	NR	900	0	NR
385	0	NR	515	521	NR	645	477	NR	775	13	NR	905	0	NR
390	1	NR	520	596	NR	650	429	NR	780	11	NR	910	0	NR
395	3	NR	525	655	NR	655	383	NR	785	9	NR	915	0	NR
400	6	NR	530	701	NR	660	338	NR	790	8	NR	920	0	NR
405	9	NR	535	739	NR	665	298	NR	795	7	NR	925	0	NR
410	16	NR	540	766	NR	670	261	NR	800	6	NR	930	0	NR
415	32	NR	545	791	NR	675	228	NR	805	5	NR	935	0	NR
420	65	NR	550	813	NR	680	200	NR	810	5	NR	940	0	NR
425	131	NR	555	833	NR	685	173	NR	815	4	NR	945	0	NR
430	245	NR	560	852	NR	690	151	NR	820	3	NR	950	0	NR
435	432	NR	565	870	NR	695	130	NR	825	3	NR	955	0	NR
440	622	NR	570	885	NR	700	112	NR	830	3	NR	960	0	NR
445	870	NR	575	900	NR	705	97	NR	835	2	NR	965	0	NR
450	969	NR	580	911	NR	710	83	NR	840	2	NR	970	0	NR
455	544	NR	585	916	NR	715	71	NR	845	2	NR	975	0	NR
460	304	NR	590	912	NR	720	60	NR	850	1	NR	980	0	NR
465	231	NR	595	901	NR	725	51	NR	855	1	NR	985	0	NR
470	142	NR	600	882	NR	730	43	NR	860	1	NR	990	0	NR
475	96	NR	605	855	NR	735	37	NR	865	1	NR	995	0	NR
480	92	NR	610	820	NR	740	32	NR	870	1	NR	1000	0	NR
485	96	NR	615	776	NR	745	29	NR	875	1	NR			

REPORT NUMBER: SP1-2411-284-2

**Melanopic Flux vs. Wavelength**



**Melanopic Lumens: NR**

**M/P: 2.72**

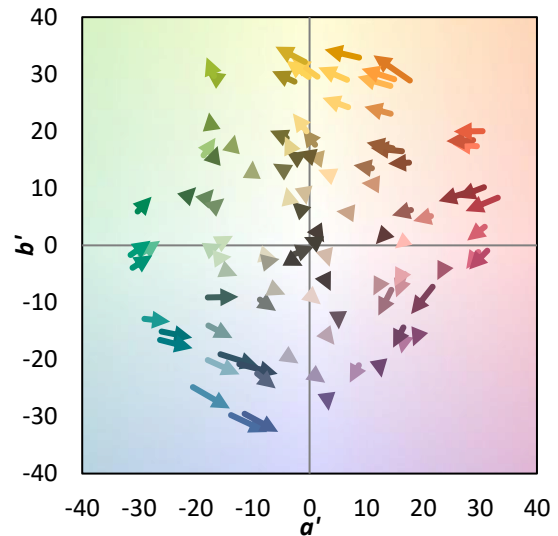
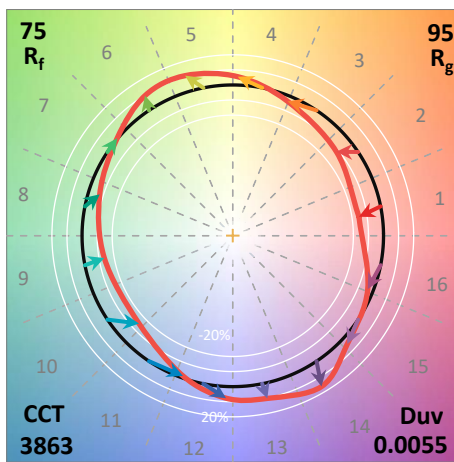
λ (nm)	Power W <sup>^</sup> /nm	Lumens (φ/nm)	λ (nm)	Power W <sup>^</sup> /nm	Lumens (φ/nm)	λ (nm)	Power W <sup>^</sup> /nm	Lumens (φ/nm)	λ (nm)	Power W <sup>^</sup> /nm	Lumens (φ/nm)	λ (nm)	Power W <sup>^</sup> /nm	Lumens (φ/nm)
360	0	NR	490	118	NR	620	730	NR	750	25	NR	880	1	NR
365	0	NR	495	170	NR	625	680	NR	755	22	NR	885	0	NR
370	0	NR	500	245	NR	630	630	NR	760	19	NR	890	0	NR
375	0	NR	505	338	NR	635	579	NR	765	17	NR	895	0	NR
380	0	NR	510	431	NR	640	529	NR	770	14	NR	900	0	NR
385	0	NR	515	521	NR	645	477	NR	775	13	NR	905	0	NR
390	1	NR	520	596	NR	650	429	NR	780	11	NR	910	0	NR
395	3	NR	525	655	NR	655	383	NR	785	9	NR	915	0	NR
400	6	NR	530	701	NR	660	338	NR	790	8	NR	920	0	NR
405	9	NR	535	739	NR	665	298	NR	795	7	NR	925	0	NR
410	16	NR	540	766	NR	670	261	NR	800	6	NR	930	0	NR
415	32	NR	545	791	NR	675	228	NR	805	5	NR	935	0	NR
420	65	NR	550	813	NR	680	200	NR	810	5	NR	940	0	NR
425	131	NR	555	833	NR	685	173	NR	815	4	NR	945	0	NR
430	245	NR	560	852	NR	690	151	NR	820	3	NR	950	0	NR
435	432	NR	565	870	NR	695	130	NR	825	3	NR	955	0	NR
440	622	NR	570	885	NR	700	112	NR	830	3	NR	960	0	NR
445	870	NR	575	900	NR	705	97	NR	835	2	NR	965	0	NR
450	969	NR	580	911	NR	710	83	NR	840	2	NR	970	0	NR
455	544	NR	585	916	NR	715	71	NR	845	2	NR	975	0	NR
460	304	NR	590	912	NR	720	60	NR	850	1	NR	980	0	NR
465	231	NR	595	901	NR	725	51	NR	855	1	NR	985	0	NR
470	142	NR	600	882	NR	730	43	NR	860	1	NR	990	0	NR
475	96	NR	605	855	NR	735	37	NR	865	1	NR	995	0	NR
480	92	NR	610	820	NR	740	32	NR	870	1	NR	1000	0	NR
485	96	NR	615	776	NR	745	29	NR	875	1	NR			

**Summary**

$R_f = 74.7$   
 $R_g = 95.4$   
 $CIE R_a = 71.9$   
 $R_g = -23.5$



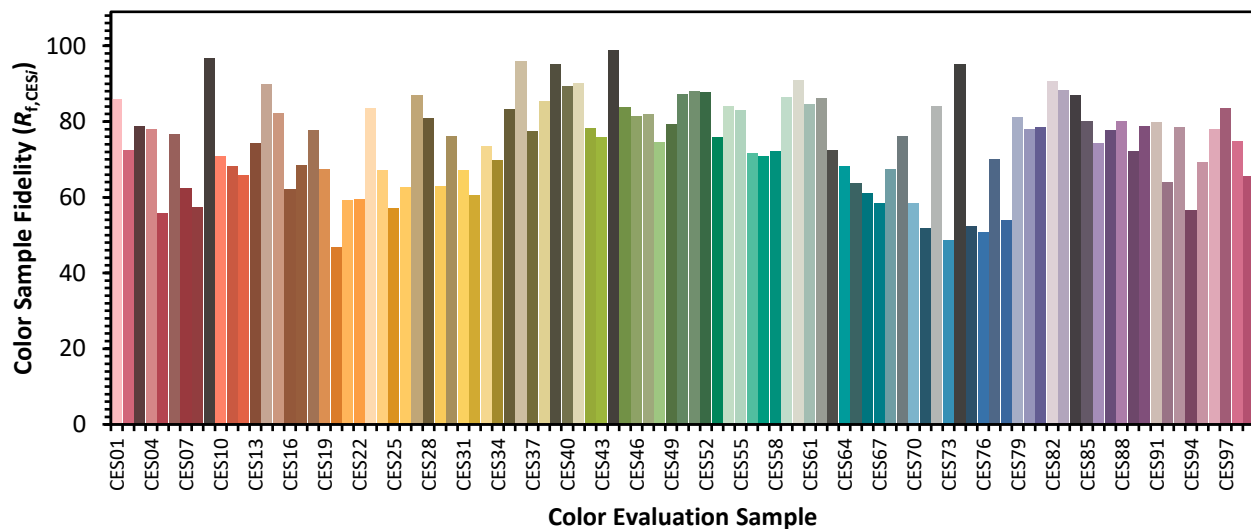
**Color Vector Graphics**



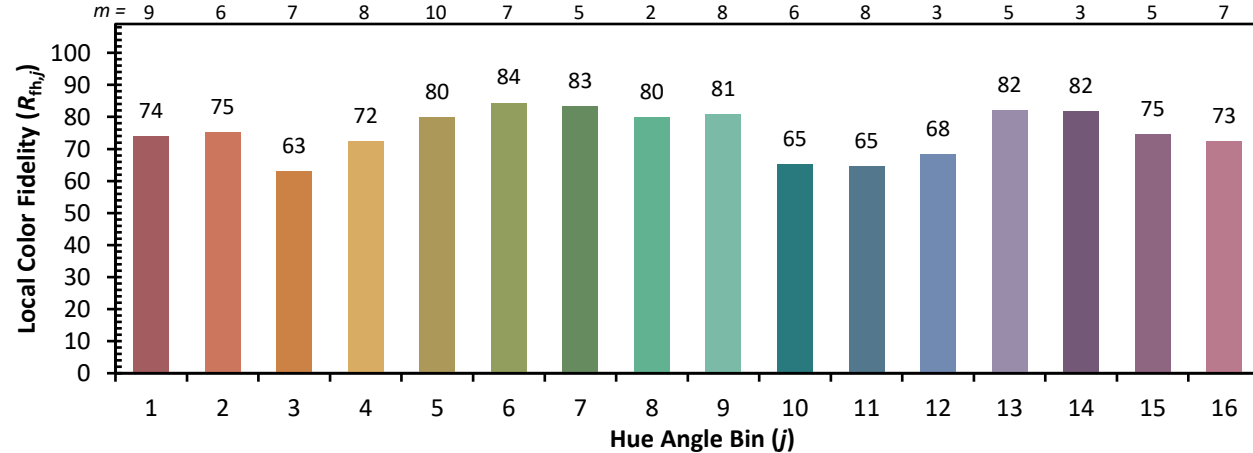


**Individual Sample Fidelity Index ( $R_{f,i}$ )**

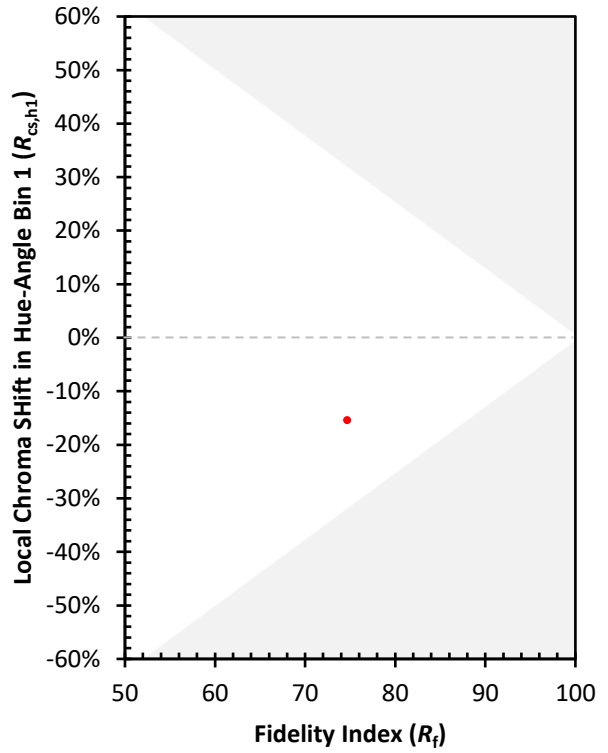
CES01 = 85	CES26 = 63	CES51 = 88	CES76 = 51
CES02 = 61	CES27 = 87	CES52 = 88	CES77 = 70
CES03 = 30	CES28 = 81	CES53 = 76	CES78 = 54
CES04 = 70	CES29 = 63	CES54 = 84	CES79 = 81
CES05 = 47	CES30 = 76	CES55 = 83	CES80 = 78
CES06 = 50	CES31 = 67	CES56 = 72	CES81 = 79
CES07 = 40	CES32 = 61	CES57 = 71	CES82 = 91
CES08 = 39	CES33 = 73	CES58 = 72	CES83 = 88
CES09 = 29	CES34 = 70	CES59 = 86	CES84 = 87
CES10 = 74	CES35 = 83	CES60 = 91	CES85 = 80
CES11 = 57	CES36 = 96	CES61 = 85	CES86 = 74
CES12 = 63	CES37 = 77	CES62 = 86	CES87 = 78
CES13 = 42	CES38 = 85	CES63 = 72	CES88 = 80
CES14 = 74	CES39 = 95	CES64 = 68	CES89 = 72
CES15 = 71	CES40 = 89	CES65 = 64	CES90 = 79
CES16 = 46	CES41 = 90	CES66 = 61	CES91 = 80
CES17 = 49	CES42 = 78	CES67 = 58	CES92 = 64
CES18 = 56	CES43 = 76	CES68 = 67	CES93 = 78
CES19 = 71	CES44 = 99	CES69 = 76	CES94 = 57
CES20 = 65	CES45 = 84	CES70 = 58	CES95 = 69
CES21 = 86	CES46 = 81	CES71 = 52	CES96 = 78
CES22 = 78	CES47 = 82	CES72 = 84	CES97 = 84
CES23 = 92	CES48 = 75	CES73 = 49	CES98 = 75
CES24 = 91	CES49 = 79	CES74 = 95	CES99 = 66
CES25 = 72	CES50 = 87	CES75 = 52	



Color Rendition by Hue-Angle Bin



Measure Comparisons



(END OF REPORT)